



Steel Spectator Barriers

Telephone : 0114 243 4200 sales@itsagoal.net



HANDRAIL

To differentiate the Eazyclamp range from other systems and methods of construction, various advanced features have been incorporated into the design, production and finish of the fittings, with the clear aim of optimising the be confident in your choice of brand. high quality and long life of the product. You can therefore



TOP QUALITY GALVANISED FINISH

Eazyclamp components are hot dip galvanised to BS EN ISO 1461:2009. Each product goes through stringent quality control to ensure a consistent and reliable product.

STAINLESS STEEL SCREWS

To increase corrosion resistance and durability, components are fitted with stainless steel screws.

DOUBLE COATING

Fittings feature a secondary coating over the hot dipped galvanising to enhance corrosion protection and to extend the life of the product.

EASY RECOGNITION

Each fitting is clearly marked with the type and size for easy identification.



SIZES

A27
26.9mm
od

B34
33.7mm
od

C42
42.4mm od

D48
48.3mm od

E60
60.3mm od

N.B. Pipe sizes not to scale

Interclamp Size	Nominal Bore	Outside Diameter
A27	3/4"	26.9mm
B34	1"	33.7mm
C42	1 1/4"	42.4mm
D48	1 1/2"	48.3mm
E60	2"	60.3mm



Telephone : 0114 243 4200
sales@itsagoal.net
 Meadowhall Soccer Centre,
 Ferrars Road Tinsley
 Sheffield S91RZ

Health & Safety - COSHH

This system is not considered hazardous within the meaning of COSHH Regulations 1988, provided that tube is cut using conventional pipe cutters or saws and the fittings are assembled in the normal way to the tube using hexagon keys or ratchets. The system is designed to avoid the need for welding which does have both COSHH and other health and safety implications, especially if the materials are pre-painted, coated or galvanised in any way. We do not recommend products are welded.



Applications

Although most commonly used in handrailing and safety guardrailing situations, the variety of structures made possible by the wide extent of the versatile range is only limited by your ingenuity. In addition, custom designed Interclamps are available on request. The following list gives an indication of typical applications:

Handrails • Fences & Security Fencing • Playground Equipment • Milking Parlours • Railway Guardrailing • Garment Racking • Market Stalls • Cycle Racks & Trolley Bays • Sports Practice Nets (Golf, Cricket, Baseball, Soccer / Football etc • Sports Grounds & Arenas • Machinery Guards & Enclosures • Motorway Control Installations • Road Signs • Roof Top Fall Prevention Systems • Heavy Duty Workstations • Safety Guardrails • Retail Displays & Shopfitting • Racking • Agricultural Enclosures • Greenhouses • Exhibition Stands & Displays • Industrial & Domestic Furniture • Temporary Buildings • Wheelchair Access Ramps • Theme Park Queue Management • Canopies & Car Ports • Lighting Supports • Roof Guardrails • Film Sets • Cable Reels • General Signage • Civic Amenity & Recycling Sites • Shipbuilding • Access Platforms & Mezzanine Floors • Water Treatment Works • Staircase Handrails • Commercial Billboard Frames • and many more.....



Telephone : 0114 243 4200 sales@itsagoal.net
Meadowhall Soccer Centre, Ferrars Road Tinsley Sheffield S91RZ


















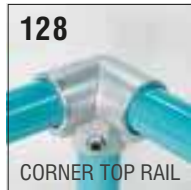

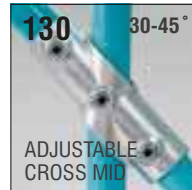









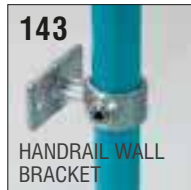


Telephone : 0114 243 4200 sales@itsagoal.net

STANDARD HANDRAIL RANGE



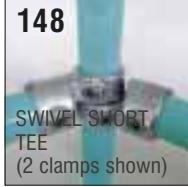












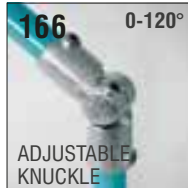




















- Quick to assemble with a simple hexagon key
- For applications up to 1.5Kn/m
- Consistent product casting quality
- Galvanised malleable iron pipe fittings
- Tested for vibration endurance
- Manufactured to BS EN 1562:1997
- Finish: Double - Coated Hot dipped galvanisation to BS EN ISO 1461:1999
- 316 Stainless steel set screws (option for security pins)
- TUV-Rheinland Safety Approved

NOMINAL OUTSIDE BORE DIA. (mm)

A	3/4"	26.9
B	1"	33.7
C	1 1/4"	42.4
D	1 1/2"	48.3
E	2"	60.3

<p>101</p>  <p>SHORT TEE</p> <p>A B C D E</p>	<p>101</p>  <p>SHORT REDUCING</p> <p>B C C_B C_D D_B D_C E_D</p>	<p>104</p>  <p>LONG TEE</p> <p>A B C D E</p>	<p>116</p>  <p>CORNER MID RAIL</p> <p>A B C D E</p>	<p>117X</p>  <p>RETROFIT 2 SOCKET/ 2 PLATES</p> <p>D</p>	<p>117X</p>  <p>RETROFIT 2 SOCKET/ 2 PLATES</p> <p>D</p>
<p>117Y</p>  <p>RETROFIT 1 SOCKET/ 1 PLATE</p> <p>D</p>	<p>117Y</p>  <p>RETROFIT 3 SOCKET/ 3 PLATES</p> <p>D</p>	<p>117Y</p>  <p>RETROFIT 4 SOCKET/ 4 PLATES</p> <p>D</p>	<p>119</p>  <p>CROSS MID RAIL</p> <p>A B C D E</p>	<p>119</p>  <p>REDUCING CROSS MID RAIL</p> <p>%</p>	<p>123 40-70°</p>  <p>VARIABLE ELBOW</p> <p>B C D</p>
<p>124 15-60°</p>  <p>VARIABLE ELBOW</p> <p>B C D</p>	<p>125</p>  <p>90° ELBOW</p> <p>A B C D E %</p>	<p>127 30-45°</p>  <p>ADJUSTABLE LONG TEE</p> <p>B C D</p>	<p>128</p>  <p>CORNER TOP RAIL</p> <p>A B C D E</p>	<p>129 30-60°</p>  <p>ADJUSTABLE SHORT TEE</p> <p>A B C D</p>	<p>130 30-45°</p>  <p>ADJUSTABLE CROSS MID</p> <p>B C D</p>
<p>131</p>  <p>WALL FLANGE</p> <p>A B C D E</p>	<p>132</p>  <p>BASE FLANGE</p> <p>A B C D E</p>	<p>133</p>  <p>PLASTIC END STOP</p> <p>A B C D E</p>	<p>134</p>  <p>GROUND SOCKET</p> <p>B C D</p>	<p>135</p>  <p>CLAMP ON TEE</p> <p>A B C D E</p>	<p>136</p>  <p>CLAMP ON TOP</p> <p>C D</p>
<p>137</p>  <p>CLAMP ON CROSSOVER</p> <p>D</p>	<p>138</p>  <p>GATE EYE</p> <p>A B C D</p>	<p>140</p>  <p>GATE HINGE PIN</p> <p>A B C D</p>	<p>143</p>  <p>HANDRAIL WALL BRACKET</p> <p>A B C D</p>	<p>144</p>  <p>RAILING SIDE SUPPORT</p> <p>B C D</p>	<p>145</p>  <p>RAILING SIDE SUPPORT</p> <p>B C D</p>

STANDARD RANGE Cont.

<p>146</p>  <p>TRIANGULAR SIDE PALM</p> <p>(B C D)</p>	<p>147</p>  <p>INTERNAL SWIVEL TEE</p> <p>(B C D)</p>	<p>148</p>  <p>SWIVEL SHORT TEE (2 clamps shown)</p> <p>(A B C D E)</p>	<p>149</p>  <p>EXTERNAL SLEEVE JOINT</p> <p>(A B C D E)</p>	<p>150</p>  <p>INTERNAL SLEEVE JOINT</p> <p>(B C D)</p>	<p>152 0-11°</p>  <p>SLOPE BASE FLANGE</p> <p>(B C D)</p>
<p>153 0-11°</p>  <p>SHORT SLOPE TEE</p> <p>(B C D)</p>	<p>154 0-11°</p>  <p>SHORT ELBOW</p> <p>(B C D)</p>	<p>155 0-11°</p>  <p>LONG SLOPE TEE</p> <p>(B C D)</p>	<p>156 0-11°</p>  <p>SLOPE MID CROSS</p> <p>(B C D)</p>	<p>158</p>  <p>CENTRE CROSS</p> <p>(A B C D E)</p>	<p>160</p>  <p>CLAMP ON CROSSOVER</p> <p>(A B C D E)</p>
<p>161</p>  <p>CROSSOVER</p> <p>(A B C D E)</p>	<p>161</p>  <p>CROSSOVER</p> <p>(A B C D E)</p>	<p>165</p>  <p>COMBINED TEE AND CROSSOVER</p> <p>(B C D E)</p>	<p>166 0-120°</p>  <p>ADJUSTABLE KNUCKLE</p> <p>(B C D E)</p>	<p>167</p>  <p>DOUBLE SWIVEL CONNECTOR</p> <p>(A B C D E)</p>	<p>168</p>  <p>CORNER DOUBLE SWIVEL CONNECTOR</p> <p>(A B C D E)</p>
<p>169</p>  <p>SWIVEL WALL FIXING</p> <p>(A B C D E)</p>	<p>169M</p>  <p>SWIVEL WALL FIXING</p> <p>(A B C D E)</p>	<p>170</p>  <p>SINGLE MESH PANEL CLIP</p> <p>(A B C D E)</p>	<p>171</p>  <p>DOUBLE MESH PANEL CLIP</p> <p>(A B C D E)</p>	<p>172M</p>  <p>OFFSET SWIVEL MALE</p> <p>(C D)</p>	<p>173</p>  <p>SINGLE SWIVEL COMBINATION</p> <p>(A B C D E)</p>
<p>173F</p>  <p>SINGLE SWIVEL FEMALE</p> <p>(A B C D E)</p>	<p>173M</p>  <p>SINGLE SWIVEL MALE</p> <p>(A B C D E)</p>	<p>174</p>  <p>SWIVEL TEE</p> <p>(D)</p>	<p>174M</p>  <p>SWIVEL TEE MALE</p> <p>(D)</p>	<p>175M</p>  <p>SWIVEL ELBOW MALE</p> <p>(D)</p>	<p>176</p>  <p>SIDE OUTLET TEE</p> <p>(A B C D E)</p>
<p>179</p>  <p>LOCKING RING</p> <p>(A B C D E)</p>	<p>182</p>  <p>HOOK</p> <p>(A B C D)</p>	<p>185 27½°</p>  <p>EAVES FITTING</p> <p>(D)</p>	<p>191 27½°</p>  <p>RIDGE FITTING</p> <p>(D)</p>	<p>192</p>  <p>SIGN CLAMP</p> <p>(B C D)</p>	<p>197</p>  <p>SIGN CLAMP</p> <p>(D)</p>

STANDARD RANGE Cont.



B C D



B C D



D



C D



D



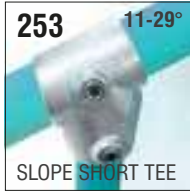
B C D




B C D



D



D



D



D



A B C D E

