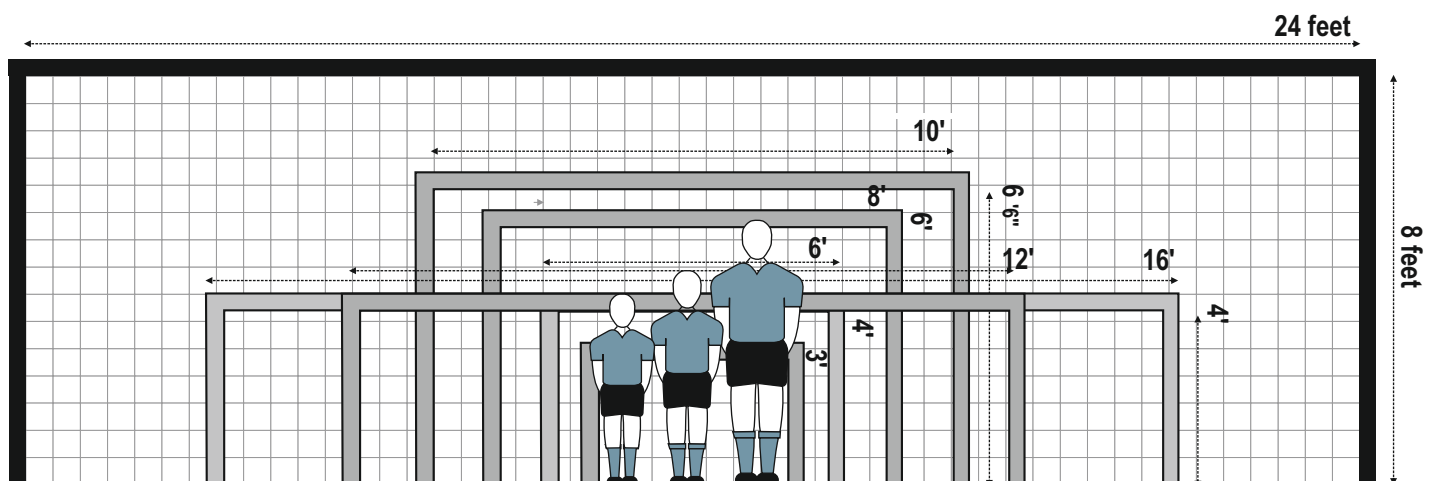
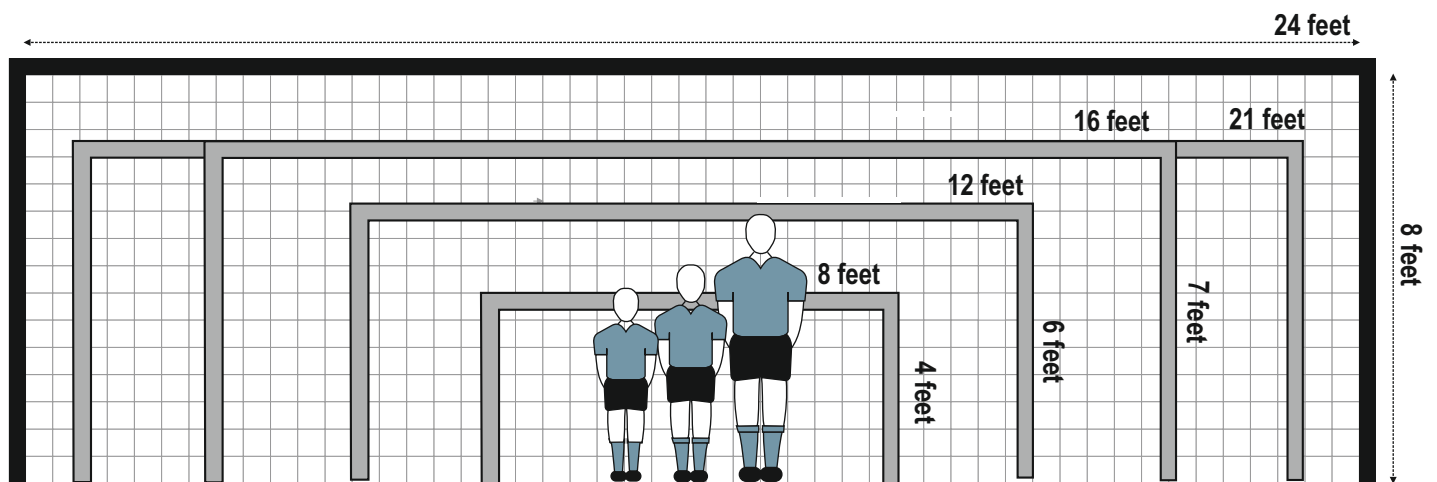


# SCHOOL FOOTBALL GOALPOSTS

Goal Reviews and Buying Guide



# SCHOOL FOOTBALL

## Goal Reviews and Buying Guide



### WHAT AGE RANGE IS THE FOOTBALL GOAL FOR

Age range is a factor to consider. The goal post height is relevant to the child's height. Children are growing taller these days but when a child grows into an adult they will only ever play in a full size regulation goal in adult matches, which is size 24' x 8' (7.3x2.4m). So with this in mind if the goal is for an outfield player the target ideally should be proportional to 24'x8'. This is so that the practice of shooting is into a goal that is a similar proportion length to height to a regulation adult goal. For example, a 12'x6' (3.6mx1.8m) mini soccer goal or an 8'x4' (2.4x1.2m) goal; these goals are proportionally accurate so provide a more realistic goal size for a child. However, if your goal is for budding goalkeeper the goal width and height would be better to be a little larger to enable practicing diving. ITSA Goal Posts Ltd (John Wilson M.D.) created the first ever uPVC portable goal in a bag, way back in 1989 which was approved by the FA & FIFA and the goal size created which is now recognized as the official size played by all children under the age of 11 in official mini soccer leagues is the size 12'x6' (3.6mx1.8). You can see by the size chart below this is an approximate proportional goal so children have a more realistic goalpost for their size.

### THE RIGHT SIZE GOAL FOR THE SCHOOL

There are various goal sizes to choose from, so it's important to make sure your purchase complies with F.A. and league rules and playing on pitches that are appropriate to the age range of players. There are standard sizes of football goal based on the FA's regulations:

#### UNDER-8 YRS FOOTBALL

Under-7s and under-8s football should focus on fun and developing technical ability, so it's recommended the FA's regulations on goal size are followed. Children should be playing 5-a-side matches at this age, which requires a size 3 ball and a pitch of 40 yards by 30 yards. You will need to purchase goals that are 12 feet wide and 6 feet high in order to comply with FA rules.

#### UNDER-10 YRS FOOTBALL

Under-9yrs and under-10yrs should be playing 7-a-side matches with mini soccer goals measuring 12 'x 6'. However, under-9yrs should be playing with a size 3 ball, and under-10yrs should be using a size 4 football.

#### UNDER-12 YRS FOOTBALL

When kids reach the under-11 yrs there is a step up in dimensions. Football Pitches should be 80 yards by 50 yards, and goalposts should be 16'x7'. The same dimensions apply to under-12 yrs football

#### UNDER-14 YRS FOOTBALL

Children normally start playing 11-v11 games at this stage however, they will still play on smaller pitches. A pitch used for under-13yrs and under-14yrs football should be 90 yards by 55 yards, and the goalposts should measure 21'x7'.

#### UNDER-16 YRS FOOTBALL

Under-15 yrs and under-16 yrs football is played with the same ball used in the professional game, and with goalposts measuring 24'x8' – the regulation professional standard. The pitch is slightly smaller at 100 yards by 60 yards.

#### UNDER-17S FOOTBALL

This is the age group at which players make the final transition to full size. The FA states the games should be played on a pitch of 110 yards by 70 yards, within the rules the pitch can reduce the size of the pitch to as low as 90 yards by 50 yards this is to cater for different areas available. Goalposts must be 24'x8' regardless of the size of the pitch.

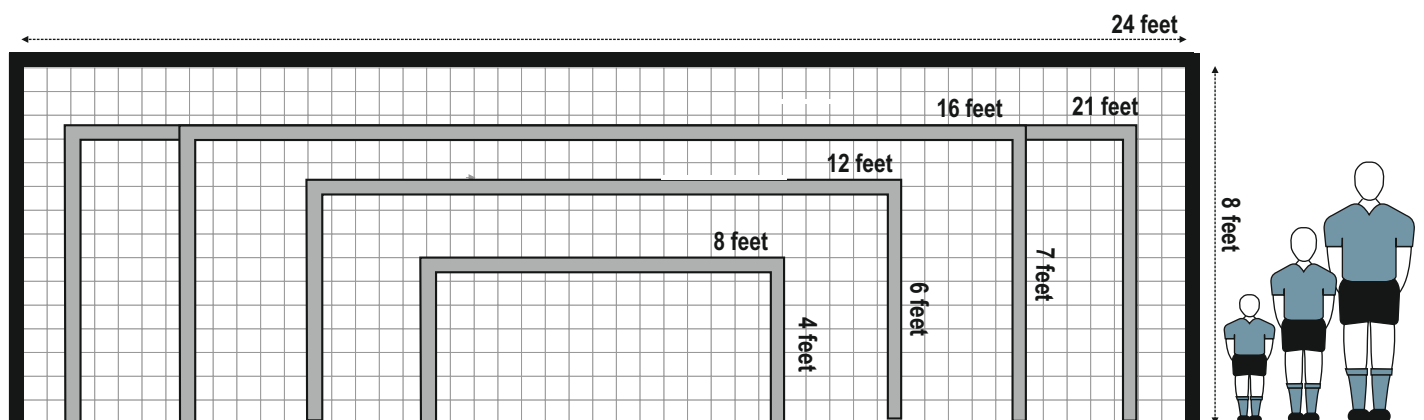
# SCHOOL FOOTBALL

## Goal Reviews and Buying Guide



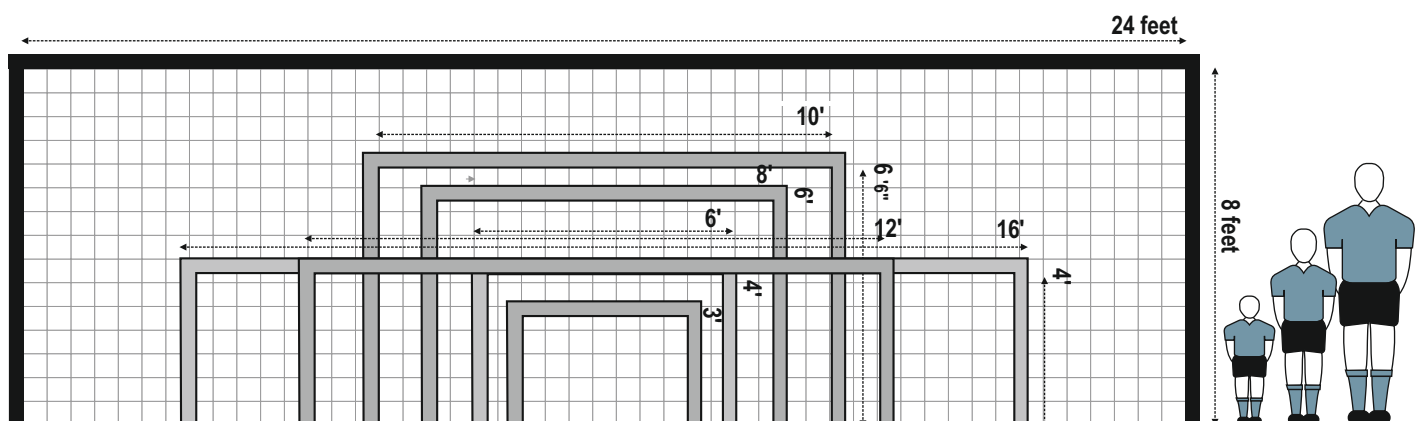
### Recommended size progression for children\*

These goal sizes are proportional to full size goals. We recommend these sizes provide the best practice in preparation for playing in official games as children grow: mini soccer 12'x6' for under 11s, 16x7 9v9 games for youth games and 21x7 goals for youth games.



### Other goal sizes available

This diagram shows a variety of other goalpost sizes available with smaller target goals ideal for smaller children and shooting practice. The 8'x6' goal size shown is ideal for taller young children. Five a side 12'x4' and adult five a side 16'x4' goals are shown and indoor adult five a side, Futsal 10'x6'6" (3mx2m).



# SCHOOL FOOTBALL

## Goal Reviews and Buying Guide



### WHAT ARE THE DIFFERENCES IN UPVC, STEEL AND ALUMINIUM GOALS


**uPVC:** Our ITSA GOAL range of freestanding PVC goals are made from high impact uPVC which makes them extremely strong yet lightweight and portable. They are also weatherproof and will last many years. uPVC is lightweight and so is safe particularly for the very young. The goal can also have a very long lifespan.

**Steel:** We do not recommend steel goals for young children. Freestanding steel goals are heavy and dangerous when the anchors not be used properly. The only exception is socketed steel lockable anti- theft goals that are patented and only available from itsagoal and soccertackle.

**Aluminium:** The advantage of weighing less enables freestanding goal to move easily. Aluminium goals are more expensive but do not rust. The goals have a proper rebound and you will not get a dip on the larger plastic goal crossbars. ITSA GOAL is an FA suitable football goal supplier and our aluminium goal range has passed strict independent BS safety standards tests.

Don not be fooled by companies using sandbags or water weights on freestanding goals - a litre of water weighs approximately 1 Kilo, therefore weights along a full size goalpost can only weigh around 8 kilos which is not sufficient in line with the goalpost safety standards BS8462. The current advice is 112 kilos for full size freestanding goals to prevent toppling. Please note law one if the game requires elliptical goals to have the longest length of the oval post to across the goal line and not along it. some companies are still selling goals that do not conform to this basic rule. We advise checking this as the current standards state that goals must conform to the laws of the game . contact [john@itsagoal.net](mailto:john@itsagoal.net) for any technical queries.

BUY FROM AN ESTABLISHED football goalposts manufacturer in the UK – IF YOU BUY AN IMPORTED PRODUCT from the far east you may not be able TO BUY SPARE PARTS and that is why these end up in a landfill ...."Made in the far east buried in Britain" Buy sports equipment, not a flimsy toy and they will last you years especially if the goals have extended warranty.



## FULL SIZE GOAL :: 168 SQUARE FOOT TARGET

### FOOTBALL & GOALPOST NEWS

uPVC: Please re-visit the ITSAGOAL news feed soon to read the detailed report on scoring penalties,  
How can you miss a 168 square foot target? visit <https://www.itsagoal.net/goal-post-news/>

# SCHOOL FOOTBALL

## Goal Reviews and Buying Guide



### GOAL POST SAFETY - BS EN 16579:2018 - GOALPOST SAFETY STANDARD

This is the current standard that all football and rugby posts should be manufactured in accordance with as BS 8462 has been withdrawn. It is crucial that the end user should take responsibility for the installation and correct use of all goal post products. Users should follow the relevant guidelines and pay particular attention to the care and maintenance instructions provided. In particular heavier free standing movable goalposts must be adequately anchored at all times in use, during storage, installation or movement. Installation should always be carried out under the supervision of a competent person using due diligence and risk assessment. Installation of sockets must be solid, not allow any movement and installation should be carried out by appropriately qualified personnel with grounds care experience. Children should not be allowed to assemble or move goalpost products under any circumstances. Do not install fixed position steel goalposts with children present. Any joints on the goalposts including welds should be checked regularly for signs of wear. Any goalposts damaged in any way should not be used and appropriate remedial action should be carried out before they are brought back into use. Paintwork on goalposts should be checked regularly especially steel posts and damage should be treated promptly as set out on manufacturer's care & maintenance information. IF IN DOUBT ABOUT THE SAFETY OR STABILITY OF AN ITEM OF EQUIPMENT - DO NOT USE IT. You can contact the technical director at ITSA GOAL for help and guidance at any time. (mobile 07974745768)

### DRIVING SAFETY STANDARDS

ITSA GOAL are the oldest plastic football goal manufacturer in the world. They are the leading innovator in football goal post safety and design. The company was the first goal post manufacturer to represent the U.K. on the European Normalisation (CEN) Safety Standards. Prior to this committee being set up no one in the industry had looked into the issues surrounding goalpost safety. The introduction of plastic football goals for children by ITSA GOAL made a huge difference and ensured young children at long last could play football in proportional safe football goals. The EN748 and subsequent BS 8462 safety standards were eventually put in place after the death of Jonathan Smith in 1991 when the BBC program "That's Life" highlighted the serious injuries caused by heavy and poorly designed goal posts. BS 8462 has now been withdrawn and the new standard BS EN 16579:2018 has replaced it. The momentum and drive towards safer lightweight football Goals by our company has gone a long way towards reducing serious injuries to children around the world. Sadly fatalities continue with heavier goalpost frames that are still in use, and that is why we are fighting to remove all heavy freestanding steel goalposts used by children. Our company has been involved more than most to try and introduce safer football goals. When you have a distraught mum crying "if only my son had been playing with your goals he would still be alive" it does focus the mind somewhat. The lessons have still not been learned and other young footballers are still being fatally injured by heavy freestanding goalposts. We commissioned a University report on the dangers of football goal posts toppling and the overwhelming conclusion was that the mass of the goal and the falling force generated by that mass from the fulcrum point was the main reason why goalposts cause fatalities. Our mission has been to reduce this total mass on all goal posts and in particular free standing movable goalposts to a safer limit. We put safety before profit.

- continued -

# SCHOOL FOOTBALL

## Goal Reviews and Buying Guide



### **The main dangers with football Goalposts as we see it are:- Fixed position goalpost storage**

Fixed position heavy steel goalposts being removed from the ground intact (usually as bolts get rusted up and cannot be easily removed) have crossbars still attached to uprights and if they are stored against a wall, fence or shed then it is possible they could topple forward. This has been the cause of fatalities around children. This is extremely dangerous. Even intact goalposts when stored with crossbar to the floor can still be dangerous especially when multiple sets are lent and stored together as heavy steel falling uprights can be just as dangerous. Such goalposts must be separated (uprights from crossbars) dismantled, made safe and stored away securely preferably at ground level or as low as possible.

Fixed position goalposts in sockets that are bolted need to have the crossbars secured from the sides to the uprights and not dropped onto the top of the uprights and bolted. Goalpost crossbars secured in this way to the side are safer as nuts and bolts cannot be removed without the whole frame being lifted out of the ground sockets which is something a child cannot do without lifting the whole goal frame.

Steel goalposts that have crossbars that just drop into uprights and only rely on nuts & bolts to keep crossbars attached can be easily undone by vandals allowing the crossbar to be lifted off and dropped and the weight of a steel crossbar is heavy enough to cause serious injury or a fatality. The other common problem with this design is that the ground movement and upright position changes making hole alignment difficult. If numerous fixed position goalposts are used then it is imperative that every goalpost upright goes in the right hole at the right end of the pitch at the right side of the goal and on the right pitch every time they are re installed. This is why all over the country goalpost crossbars are not correctly bolted and in some case we have seen dropped on without any nuts & bolts at all. Unlike the anti-vandal goal which allows any upright or crossbar to be used anywhere It only takes one mix up with one upright to ensure all nuts & bolts may be unable to be fitted on the remaining goalposts. Ground sockets for steel goalposts need to be secure and lockable in open areas especially council pitches not just left open for rubble or animals or children to step into. Every goal should provide a secure lockable socket cap system that ensures nothing can be put inside and nothing can fall or become trapped inside.

### **Heavy steel Free standing goals - dangers**

Heavy steel freestanding goalposts toppling forward onto the stomach, head or chest is one of the major factors that cause serious injury.(See our blunt trauma research) The accidents often show this happening whilst goalposts are being set up or moved around and at times when they may not be anchored. We have experienced this type of accident however as we make light weight free standing goals nothing more than a slight bump resulted. (See comments at the bottom of the page from Denis Hickford ) ITSA GOAL are the only football goal post manufacturer in the industry pioneering lighter freestanding goal posts. This type of lightweight freestanding goalpost should be the first choice for Junior Football clubs. It seems a ridiculous state of affairs that these were outside the BSI safety standards yet heavier less practical freestanding goal posts were included. Strong, sturdy long lasting alloy freestanding goals to a weight/mass that cannot fatally injure a child can be manufactured. The goalpost industry has to change. We as a company have never had one of our lightweight crossbars bend or break and we argue to the standards committee and the Football Association that it is not necessary to use heavy steel post sections for children's freestanding goalposts.

### **Football goal hand, finger, head, torso & foot entrapment**

Entrapment, especially on swinging hinged sided goal frames is a problem. A business colleague lost three finger ends with such goals when heavy steel sides swung in wards and the goal collapsed on top of him during a game. According to the Football Association's own report it states

# SCHOOL FOOTBALL

## Goal Reviews and Buying Guide



hundreds of accidents a year are reported in Accident & Emergency departments that are caused by football goalposts. These accidents must be serious enough to need medical attention so whatever is currently causing these incidents shows why radical improvements were needed to BS 8462. We are glad to report that finger entrapment is now included in the new standard BS EN 16579:2018 and that BS 8462 has been withdrawn.

Folding goals that have sides that dislodge and swing about are unstable and may be unsafe. Buttons, pins and spring sided frames are just not good enough. All side frames need to be securely locked especially around children during play, whilst being moved and when stored.

Freestanding goalposts with un-welded corners.

A number of freestanding goal frames expand apart and leave dangerous sharp corners that need constant tightening and alignment of nuts & bolts. Our influence has meant that many have changed and now weld corners yet the mitred versions are still being sold as they are less expensive to make. Heavy freestanding goals with integral weights or rollers on the rear of the goal frame are designed in such a way that every time they are moved the nets may become entangled, the structure is weakened as nuts & bolts become loose. These goals in our opinion need to be tested over a much longer period than the one minute required in the standards. Integral weighted goals may need better designed frames that do not work apart as the stresses on these freestanding goals when moved is much more than other types of goals. In our opinion a radical re think about this type of goal needs to take place. We do not make or supply such goals and would never have one on our football pitch as it would compact the surface and may well rut and damage the playing surface.

Football Goalposts with wheels

Wheels on freestanding goals appear to be inadequate for the job as many just buckle over, puncture or lose a rubber tyre at which time they may leave knife like edges. We believe that wheels should be always be removed from goalposts prior to play as they are often located in dangerous positions, have numerous finger and foot entrapment areas and players can collide into them and sustain serious injury. Goalpost wheels buckle and bend outwards and collapse due to the fact that freestanding goals are pulled from side to side more than they are pushed backwards and forwards. This is why you see missing wheels, punctured wheels and dangerous exposed wheel brackets.

Free standing Goalposts - Counter balance Weights

The main problem as we see it are sandbags as these can split and the weight can become less than is required to hold a goalpost securely. The actual weight can vary from bag to bag as they are often left to users to fill and secure. Any form of counter balance weight that can change should be discouraged so the use of water and sand should be avoided. These types of weights may leave users with a false sense of security that they are using the correct weight when they may not be. Only weights that cannot be adjusted should be used so that users know the weight is correct at all times. Slot in water holders into back ground frames will add weight to the frame but may well not meet the test requirements of the BS EN 16579:2018 standard. In our opinion the topple test is far too high for children's goals which leads to more weights being used than are actually needed and this results from our own experience that users only using two weights on each corner as it is too much trouble to use more. They see that two well-designed weights will do the job if they are sufficiently heavy and are correctly positioned. The topple test in our opinion, if the maximum weight of the goals is reduced, should be much less on children's goals and should equate to the same force that say four young lads could exert by swinging on the crossbar. This would probably equate that the two counterbalance weights on the rear corners are actually sufficient to do the job but only on the lighter safer freestanding goalposts. At the moment this seems to be happening at clubs and it seems to be seen as the accepted way of doing things. On the heavier freestanding goal posts over 45 kilos in weight this is potentially dangerous. With lighter

# SCHOOL FOOTBALL

## Goal Reviews and Buying Guide



safer goalposts that cannot kill the weights would be used on hard surfaces more to stop the goal from moving around rather than to be the main force to prevent toppling. Counter balance weights can be heavy and they should be designed in such a way as to allow them to break down to the maximum health & safety lifting limits which is around 25Kilos. They should always be stored at ground level if possible. Around 112 kilos of weight on the rear ground frame is needed to pass the current safety toppling test.

Hi John, I have just read an article on the new guidelines for goalposts and note that some of your lighter aluminium goalposts do not now meet the proposed current BSI safety criteria. This is ridiculous!

As you know we purchased several goalposts from you over the last five years and to date we have not had a single serious accident or problem with your football goals. We try to stop kids jumping up onto the crossbar, but it is very difficult, especially when away team goalkeepers do it during a game. However, out of all the sets we have, not one crossbar has even the slightest bend in it. We always get complimented on our goalpost and it is a fact that our club appears to have the best equipment in the area. Last year we did have an accident where a goalpost fell onto a youngster. This was because the children started playing in the football goal while it was still being erected. I am pleased to say that although the youngster got hit on the head he only had a slight bump and an ice pack quickly sorted it out.

I would also like to let you know that a few years ago we were sued by a dog walker. We play in a public park and his dog got its leg down a goalpost socket after the socket cap had been stolen by vandals. (not your goalposts I might add) .The dog broke its leg which resulted in hefty vets bills. I'm glad to say that the dog recovered but we had a large claim on our insurance. After this incident we decided to switch to free standing goalposts and fill in all sockets on the park which has proved to be a great decision. This was quite an expense for us but we purchased your freestanding folding goalposts that lock and have not had any problems since. Our goalposts have to be carried nearly 100 yards every Saturday and Sunday and a lightweight goal is essential to make this feasible. The ITSA GOAL posts are the only goalposts light enough and safe enough for a few children to carry them out on their own supervised by an adult.

If the standard is changed we would be faced with purchasing heavier goals in future which is going to affect our finances, as I assume they would be much more expensive, but also would be completely unnecessary. The goalposts from ITSA GOAL are safe and more than adequate to do the job.

Regards, Dennis Hickford - Woodbank Junior Football Club. July 2012

### **BS EN 16579:2018 NOW INCLUDES LIGHTER SAFER GOALS**

Common sense has prevailed in the new standard over the manufacturers who only want to offer heavier free standing goalposts. Clubs no longer have the problems of constant maintenance, the additional work and dangers of moving heavy frames about, constant wheel problems, levers that are tensioned so much they can strain the wrists to release them, finger and foot entrapment areas, constant punctures, ruts in pitches from moving heavy goals around and the worry if one ever did come apart and fall on a child what damage it may inflict. Lighter safer goals are now available within the goalpost standards thanks to our campaigning for change.



# SCHOOL FOOTBALL

## Goal Reviews and Buying Guide



### JUST A FEW OF OUR FANTASTIC REVIEWS



MICHAELA STYLES - SCHOOL GOVERNOR - PUTNEY LONDON

This is a brilliant product, I am writing both as a parent and a school governor, I wish you every success



PHILIP CLAYTON- MILLOM FC UK

A grass roots opinion "After using your new style goals for three seasons now, I thought I would write to you to say how well they have performed. The rebound off the posts is phenomenal if it hits at speed. The welded corners and crossbar is an excellent attribute to these goal posts. As for craftsmanship, rigidity and finish, they are of the highest order. After attending Anfield for a day as part of my prize for winning the National Groundsman of the Year Award 2006, I thought to myself that we have got better goal posts than Liverpool F.C.! Ours look so much stronger, they are better made and even more professional" Shaun Hanna - Millom FC The Football Association National Groundsman of the Year 2006 (Step 7 and below)



RICHARD ABBOT

An excellent company offering great quality products and fantastic customer service. Bought my son a 5 a side goal 6 years ago and it's still like new after a lot of use and some very hard knocks. I had previously bought a cheaper goal from another company and it didn't last the year. These goals are very strong and well made in Sheffield, so great to support British products. Very highly recommended.



DENNIS HICKFORD

FOLDING ALUMINIUM GOALPOSTS I would just like to say how pleased we are with the lockable fold-in Mini-Soccer goals we recently purchased. We have fastened the netting permanently onto to frame because they can be easily stored and carried with the netting fixed. Once carried to the pitch the goalposts can be erected and secured to the ground within 60 seconds which is absolutely fantastic. As well as being easy to erect they are also the best and most professional looking goals in the league. Every team that comes to play us comments on the football goals. We have tried several types of goals over the years. Plastic, fully erected aluminum, solid D-side bracket types and these are by far the best we have ever had. Well done to its-a-goal for a fantastic, innovative design.



PHILIP CLAYTON

We purchased five sets of aluminum goals from Itsagoal and are really pleased with their performance. Safety was our main concern and ease of use a close second and after a lot of research and advice we were introduced to Itsagoal and have not regretted the decision. Each time our teams play now we get admiring glances from the opposition teams and many have commented on how professional they look. They are robustly constructed and yet still light weight and satisfy a higher level of safety than the usual statutory requirements and when we are responsible for up to 500 children we can not compromise on safety. I feel sure that they will last for many years because they have been crafted so well in the beginning and we would recommend any other club to use the same.

**CLICK HERE TO VIEW THE BEST RANGE OF SCHOOL GOALPOST IN THE UK.**

<https://www.soccertackle.com/school-goal-posts-287-c.asp>

# SCHOOL FOOTBALL

## Goal Reviews and Buying Guide



### RECOMMENDED FOOTBALL GOALPOSTS



#### LIGHTWEIGHT UPVC 12X6 GOALS IDEAL FOR 7V7 GAMES

Easy fitting arrow head fixings, safe multi surface anchors, strong and extended guarantee. Easy to store, can be extended as children grow.



#### AFFORDABLE ALUMINIUM 16X7 GOALS FOR 9V9 GAMES

Flat pack aluminium goals offers a competitive range of goals that compete with heavy dangerous steel goals that we do not recommend. Totally weatherproof, no dipping 16' crossbar and a proper rebound. Easy to store.



#### FOLDING AND EASY TO MOVE ALUMINIUM 16X7 AND 21X7

A registered design and patented goal post range. The goals have side frame that swing inward and with the addition of the removable wheel transporters these goals make light work of moving goals into position and back into store. The best folding goal available in the UK. See the video online



#### ROLLER SELF WEIGHTED GOALS FOR ARTIFICIAL PITCHES

Professional self weighted goals for artificial surfaces. 120 x 100 elliptical aluminium extrusion. Available in various sizes included five a side indoor sportshall goals. We also provide indoor futsal 3mx2m goals in regulation 80x80 aluminium.



#### THE ONLY ANTI-THEFT ANTI-VANDAL STEEL GOALS

lockable fixed position steel goals. The goals can not be taken out of the ground without the key holder. The best heavy duty steel goal ideal for exposed football pitches and local authority pitches.

**CLICK HERE TO VIEW THE BEST RANGE OF SCHOOL GOALPOST IN THE UK.**

<https://www.soccertackle.com/school-goal-posts-287-c.asp>