



ALUMINIUM BALL STOP NETTING

COMPONENTS	
NH ARROW HEAD NET FIXINGS 	x80
NT NET TIES 	x16
TS UNIQUE AND SECURE NET TENSIONING SYSTEM	x4
N NET 6m x 15m	x1

POSTS	
P 70MM OD ALUMINIUM POST 6M LONG (Various post heights available)	x4
PI POST INSERT 2M	x4
GS GROUND SOCKET 1M	x4

⚠ WARNING



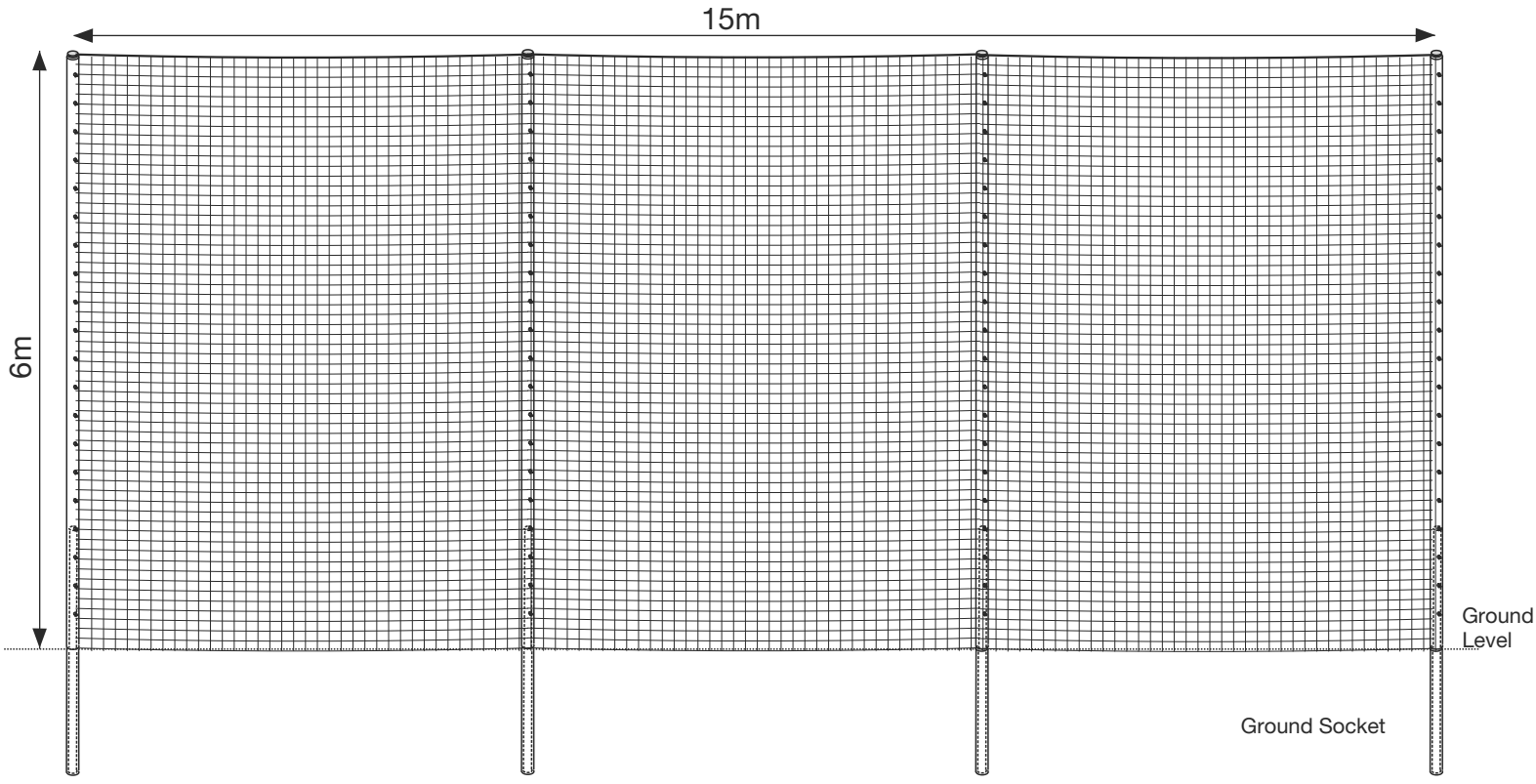
DO NOT TOUCH OVERHEAD SERVICES

⚠ WARNING

MAKE SURE NO CHILDREN ARE PRESENT AT ANY TIME DURING INSTALLATION, REMOVAL OR ASSEMBLY.

DO NOT SWING ON POSTS

DO NOT TOUCH OVERHEAD SERVICES WITH ;POST SECTIONS. CHECK THE POSITION OF ANY OVERHEAD SERVICES WHEN SETTING UP OR DISMANTLING THE GOALS, EG. POWER LINES, TELEPHONE CABELS ETC.

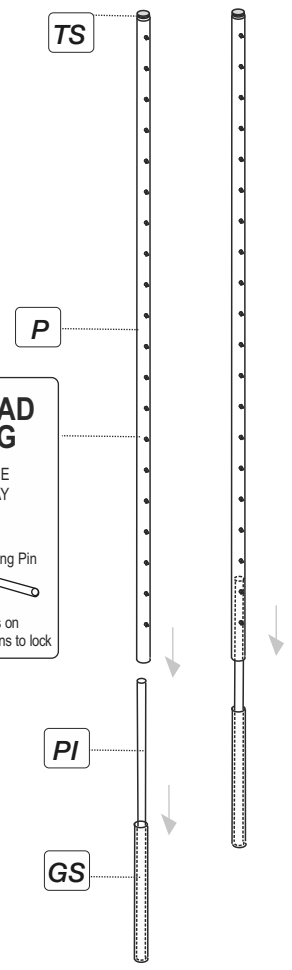


ARROW HEAD NET FIXING

DO NOT THROW THE LOCKING PINS AWAY

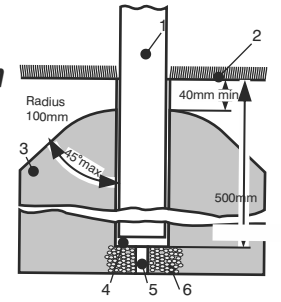


Insert net hooks in holes on crossbar/uprights and insert pins to lock



GROUND SOCKET Installation diagram
Installation to European Standards BS En748

- 1 Upright
- 2 Sport Surface
- 3 Concrete Block
- 4 Ground Socket
- 5 Drainage Hole
6. Pea Gravel



WARNING Check for underground services before excavating